



MOTORS		DIGITAL DRIVES				FEATURES	
AC Brushless Servomotors		Drive CD1 type	Braking system (option)	Rack Single / Multi-axis	Drive BD1 type: analog input or customised options		
<input type="checkbox"/> frame	<input type="radio"/> flat						
220 V	BLS-40B	CD1_-230/2,25	dp 100/100	SMTBM20A	SMTBD1-1_-220/4	 <p><b>Driver CD1a</b> (a= analog; _= option)</p> <p><u>Input voltage:</u> 220 Vac 1-ph, 3-ph/ 400 Vac 3-ph  <u>Interface:</u> serial link RS232  <u>Feedback:</u> Resolver, Incremental / Sin-Cos Encoder, etc  <u>Encoder input resolution:</u> 500 up to 10<sup>6</sup> ppr  <u>Maximum current range:</u> (stall current x 2)            230V: 2,25 - 4,5 - 7,5 - 10,5 - 16,5A            400V: 1,8 - 2,7 - 5,1 - 7,2 - 14 - 30 - 45A  <u>Automatic functions:</u>            Auto-tuning (adjustment to the load)            Auto-phasing (adjustment to motor and resolver)  <u>Options:</u> Analog input / Profibus 'p', CAN Open 'k'            Profibus and positioner 'pm', Cogging compensation</p>	
	BLS-53A	CD1_-230/2,25	dp 100/100	SMTBM20A	SMTBD1-1_-220/4		
	BLS-55A	CD1_-230/2,25	dp 100/100	SMTBM20A	SMTBD1-1_-220/4		
	BLS-71A	MA-3	CD1_-230/4,5	dp 100/100	SMTBM20A		SMTBD1-1_-220/8
	BLS-72A	MA-6	CD1_-230/10,5	dp 100/100	SMTBM20A		SMTBD1-1_-220/8
	BLS-73A		CD1_-230/10,5	dp 100/100	SMTBM20A		SMTBD1-1_-220/8
	BLS-74A		CD1_-230/10,5	dp 100/100	SMTBM20A		SMTBD1-1_-220/12
	BLS-111A		CD1_-230/7,5	dp 100/100	SMTBM20A		SMTBD1-1_-220/8
	BLS-112A	MSA-02	<u>Options:</u> ' ' 'a' analogue input 'pm' Profibus DP and logic I/Os 'k' CAN Open 'p' Profibus DP	dp 100/100	SMTBM20A		SMTBD1-1_-220/12
	BLS-113A	MA-10		dp 100/100	SMTBM20A		SMTBD1-1_-220/17
	BLS-114A	MSA-08 /		dp 50/200	SMTBM20A		SMTBD1-1_-220/30
	BLS-115A	MA-20		dp 50/200	SMTBM20A		SMTBD1-1_-220/30
	BLS-141A			dp 50/200	SMTBM20A		SMTBD1-1_-220/30
	BLS-142A			dp 50/200	SMTBM20A		SMTBD1-1_-220/30
	BLS-143A			dp 50/200	SMTBM20A		SMTBD1-1_-220/30r
	BLS-144A	MA-30		dp 15/280	SMTBM20A		SMTBD1-1_-220/45
	MA-45/MSA-22	dp 33/280		SMTBM20A	SMTBD1-1_-220/60		
	MA-55	dp 33/280		SMTBM20A	SMTBD1-1_-220/70		
400 V	BLS-554	CD1_-400/1,8	dp 200/100			 <p><b>Stand-alone SMTBM-20A rack with one Drive SMTBD1</b> (SMTBD1-1a= analog; _=option)</p> <p><u>Input voltage:</u> 220 Vac 1-ph, 3-ph/ 400 Vac 3-ph  <u>Interface:</u> serial link RS232/RS422  <u>BD1:</u> Resolver sensor  <u>BD2:</u> Incremental/Absolut Encoder  <u>Sin-Cos with 2.048 pts</u> (2 million pts resolution)  <u>Maximum current range:</u> (stall current x 2)            230V: 4 - 8 - 12 - 17 - 30 - 45 - 60 - 70 - 100A            400V: 15 - 30 - 45 - 60 - 100A  <u>Automatic functions:</u>            Auto-tuning (adjustment to the load)            Auto-phasing (adjustment to motor and resolver)  <u>Option:</u> 'i' tension control, 'j' wind/rewind, electronic gear, 'p' Profibus, 'm' positioner, 'c' indexer, 'h' CAN Infranor, 'k' CAN Open.</p>	
	BLS-714	CD1_-400/2,7	dp 200/100		(min. rating I <sub>max</sub> = 15 A):		
	BLS-724	CD1_-400/5,1	dp 200/100	BF-400/45/2-2	SMTBD1-1_-400/15		
	BLS-734	CD1_-400/5,1	dp 200/100	BF-400/45/2-2	SMTBD1-1_-400/15		
	BLS-744	CD1_-400/5,1	dp 200/100	BF-400/45/2-2	SMTBD1-1_-400/15		
	BLS-1114	CD1_-400/5,1	dp 200/100	BF-400/45/2-2	SMTBD1-1_-400/15		
	BLS-1124	MSA-02	CD1_-400/7,2	dp 200/100	BF-400/45/2-2		SMTBD1-1_-400/15
	BLS-1134		CD1_-400/14	dp 15/280	BF-400/45/2-2		SMTBD1-1_-400/15
	BLS-1144		CD1_-400/14	dp 15/280	BF-400/45/2-2		SMTBD1-1_-400/15
	BLS-1154		CD1_-400/14	dp 15/280	BF-400/45/2-2		SMTBD1-1_-400/15
	BLS-1414	MSA-08	CD1_-400/30	dp 15/280	BF-400/45/2-2		SMTBD1-1_-400/30
	BLS-1424		CD1_-400/30	dp 15/280	BF-400/45/2-2		SMTBD1-1_-400/30
	BLS-1434		CD1_-400/30	dp 15/280	BF-400/45/2-2		SMTBD1-1_-400/30
	BLS-1444	MSA-22	CD1_-400/45	dp 15/280	BF-400/45/2-2		SMTBD1-1_-400/45
	BLS-191	MSA-45		dp 33/280	BF-400/45/2-2		SMTBD1-1_-400/60
BLS-192			dp 33/280	BF-400/45/2-2	SMTBD1-1_-400/60		




Software:BD1, BD2 and CD1 drive setting software Visual Drive Setup IBM-PC compatible.

**Mavilor® connectors and cables are available as a kit.**



**Rack BF-220 & BF-400 and Drives SMTBD1**

19" rack including the power supply: 45A or 90A  
 Braking resistance R200.  
 All sizes of the drive SMTBD1 type can be mounted in a multi-axis BF 19" rack.

MOTORS		DRIVES		FEATURES			
220 V	DC Brushless Servomotors	Digital drive analog input or CAN Bus	 <p><b>MSD1 drive</b> Digital speed, and position loop programmable I/O (8+8)</p>	<p><u>Input voltage:</u> Wide range power supply: 24/48 V DC to 400 (480)V AC</p> <p>AC Servomotors: Interfaces : MSD1-M(--) (A) +/- 10V input (speed and torque); (I) Stepper emulation (P) Profibus (pulse and direction input) (O) CAN Open (R) RS232 setting and diagnose interface</p> <p>Maximum current range: (Ieff x 2) (MSD1 30--) 230V ac: 8A/ 12A/ 16A/ 20A/ 24A/ 30A. (MSD1 50--) 400V ac: 8A/ 12A/ 16A</p> <p>Feedback options: MSD1-M--( _ _ ) (feedback) (E) encoder; (R) Resolver; (H) sinus encoder; (A) absolute enc.; (T) DC tach; (S) SSI encoder.</p>			
	BLT40B	MSD1-M_-3002_					
	BLT-53A	MSD1-M_-3002_					
	BLT-71A	MSD1-M_-3004_					
	BLT-72A	MSD1-M_-3006_					
	BLT-73A	MSD1-M_-3006_					
	BLT-74A	MSD1-M_-3006_					
	BLT-111A	MSD1-M_-3006_					
	BLT-112A	MSD1-M_-3008_					
	BLT-113A	MSD1-M_-3012_					
	BLT-114A	MSD1-M_-3015_					
	400 V	BLT-554					MSD1-M_-5004_
		BLT-714					MSD1-M_-5004_
		BLT-72A					MSD1-M_-5004_
BLT-73A		MSD1-M_-5004_					
BLT-74A		MSD1-M_-5004_					
Permanent magnet DC servomotors	Drive	Transformer (not included)	Filter (not included)	 <p><b>MQC drive</b></p> <p><u>Input voltage:</u> MQC 05XX= 16-65V DC MQC 06XX= 3x20-46V AC MQC 12XX= 3x30-90V AC MQC 15XX= 3x30-113V AC</p> <p><u>Output voltage:</u> 24-48V DC 60V DC 120V DC 150V DC</p> <p><u>I<sub>rms</sub></u> (all) XX value</p> <p><u>Speed controller:</u> proportional amp. - potentiometer adjustable Speed demand input - differential amplifier +/-10V DC Ri= 20k Control mode PI (D); tach; input: diff. amplifier +/-5...60V DC The optional extras allow simple plug-in auxiliary functions.</p>			
	MSK-05	MQC-0606	S-3x46vac 150VA				
	MSK-08	MQC-0606	S-3x46vac 150VA				
	MSS-2	MQC-0610	S-3x46vac 250VA				
	MSS-4	MQC-1208	S-3x90vac 400VA				
	MSS-6	MQC-1210	S-3x90vac 500VA				
	MSS-8	MQC-1210	S-3x90vac 500VA				
	MSS-12	MQC-1515	S-3x113vac 940VA				2x0.5mH 15A
	MSS-22	SMVENK-2420	S-3x170vac 1900VA				2x0.5mH 16A
	MSS-35	SMVENK-2420	S-3x170vac 1900VA				2x0.5mH 20A
	MSS-45	SMVENK-2420	S-3x170vac 1900VA				2x0.5mH 22A
	CML-030	MQC-0602	S-3x46vac 50VA				
	CML-050	MQC-0604	S-3x46vac 100VA				
	CML-060	MQC-0604	S-3x46vac 100VA				
CML-160	MQC-0604	S-3x46vac 100VA					
CML-320	MQC-1204	S-3x90vac 200VA					
Mavilor® connectors and cable are available as kit				 <p><b>SMVE drive</b></p> <p><u>Input voltage:</u> SMVE 05XX= 17-65V DC SMVEN 05XX= 12-48V AC SMVE 24XX= 60-250V DC SMVEN24XX= 48-177V AC</p> <p><u>Output voltage:</u> 24-48V DC 24-48V DC 240V DC 240V DC</p> <p><u>I<sub>rms</sub></u> (all) XX value</p> <p>Maximum current ( I<sub>rms</sub> x 2 ) SMVE/N 05XX: 20A, 40A, 60A. Maximum current ( I<sub>rms</sub> x 2 ) SMVE/N 24XX: 20A, 40A, 60A.</p> <p><u>Options:</u> limit switch logic; ramp generator (integrator); armature voltage regulation.</p>			